

Healy Plaques™

Timeless Craftsmanship... Enduring Quality™

ARCHITECTURAL

HISTORIC

DEDICATION

ESTATE

LANDSCAPE

RECOGNITION

MEMORIAL



WE GUARANTEE...

THE HIGHEST QUALITY IN THE INDUSTRY

Michael Healy's passion for metalworking was realized in his study of age-old bronze casting techniques at the University of Notre Dame. Today, bronze casting is the foundation of his artistic expression. Michael has assembled a group of skilled artisans who take great pride in using timeless craftsmanship to produce enduring quality. Whatever your project, their artistic creativity and years of experience will show in the final result. *Under the watchful eye of Michael Healy, artist, owner and general manager, your satisfaction is guaranteed.*



Michael Healy, Founder/CEO



WE PROMISE...

TOP NOTCH CUSTOMER SERVICE

Experienced representatives who will assist you through each phase of your project.

FULL SERVICE ART DEPARTMENT

Talented artists who will take your ideas and images from concept to final proofs utilizing the most up-to-date computer technology.

FASTEST DELIVERY IN THE INDUSTRY

Skilled craftsmen who can accomplish an industry record **SIX BUSINESS DAY RUSH SERVICE.**

TO PLACE AN ORDER:



60 New River Road ~ PO Box 4
Manville, RI 02838

TOLL FREE: 1-800-995-0981

Tel: 401-597-5900 • Fax: 401-765-7612

Email: sales@healyplaques.com

www.healyplaques.com

**TIMELESS CRAFTSMANSHIP...
ENDURING QUALITY**



Stirring virgin ingot

For thousands of years craftsmen have been pouring molten metal into sand molds. At Healy Plaques we carry on this ancient tradition in the casting of our bronze and aluminum plaques. Bronze is an amazingly durable alloy which withstands the elements better than any other metal while aluminum provides a contemporary look. Your plaque will be hand finished and coated with a baked polyurethane to retain the metal's natural beauty for years to come.

**SOLID BRONZE & ALUMINUM
MADE TO YOUR SPECIFICATIONS**



Sand cast



Pouring 2300° bronze



Hand chased



Baked finish

**ABOUT
HEALY PLAQUES**

Healy Plaques, located along the historic Blackstone River in Rhode Island, is an artisan foundry known for its custom design and fabrication of bronze and aluminum plaques. Artistically combining today's technological advances in design and manufacturing with the age-old art of sand casting, we work with you to ensure that your vision will be realized. It is this attention to detail that has put Healy Plaques on the list of recommended vendors for the National Register of Historic Places.

HISTORICAL PLAQUES



NATIONAL REGISTER

8" x 11" Cast Bronze, Double Line Border, Leatherette Background, Dark Brown, Matte Finish and Wood Screw Mounting



GRATIOT COUNTY

12" diameter Cast Bronze Hexagon, Single Line Border, Pebble Background, Dark Blue, Gloss Finish and Blind Mounting



CHARLESTOWN SCHOOL

8" x 10" Cast Bronze, Single Line Border, Leatherette Background, Light Brown, Matte Finish and Blind Mounting with a Flat Relief Image



LOUDOUN COUNTY

24" diameter Cast Aluminum Circle with Incised Lettering, Single Line Border, Leatherette Background, Black, Gloss Finish and Blind Mounting

BUILDING SIGNAGE AND LANDSCAPE MARKERS



EASTERN DESIGN

12" x 24" Cast Bronze, Single Line Border, Leatherette Background, Federal Green, Gloss Finish and Blind Mounting



WORCESTER COUNTY SHERIFF BADGE

35" diameter Cast Bronze Star, Smooth Background, Incised Lettering, Flat Relief Image, White and Black Background, Satin and High Polished Finish and Blind Mounting



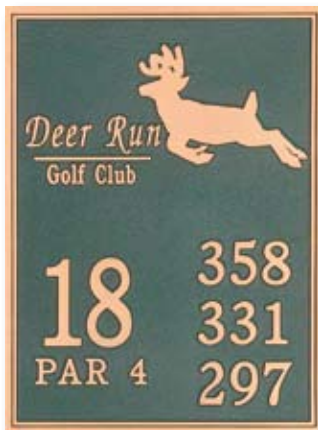
PROVIDENCE TOURISM

16" x 16" Cast Bronze, Inset Border, Leatherette Background, Dark Brown, Matte Finish and Blind Mounting



ELEVEN

11" x 21" Cast Bronze, Single Line Border, Smooth Background, Green Patina, Gloss Finish and Blind Mounting



DEER RUN

10" x 14" Cast Bronze, Double Line Border, Pebble Background, Federal Green, Matte Finish and Blind Mounting



VIRGINIA SQUARE

8' diameter Cast Bronze Circle, Single Line Border, Leatherette Background, Light Brown, Matte Finish and Blind Mounting



Sculpting in clay

CAST PORTRAITS

Sometimes just a name on a plaque isn't enough. When you really want to honor a special person, why not immortalize their image with a cast bronze portrait?



HIGH RELIEF


Three dimensional representation sculpted from clay



FLAT RELIEF

Contemporary look and more cost effective

RECOGNITION & DEDICATION



SALEM ACADEMY

18" x 24" Cast Bronze Special Shape, Single Line Border, Leatherette Background, Black, Matte Finish and Blind Mounting



JAMES WILSON

12" x 16" Cast Bronze, Single Line Border, Leatherette Background, Dark Brown, Matte Finish and Wood Screws with Rosettes



VIETNAM VETERANS MEMORIAL

"Three Fighting Men" relief mounted on a jet black granite memorial

ESTATE PLAQUES



2600 SOUTH COURT STREET

6" x 12" Cast Bronze Special Shape, Single Line Border, Leatherette Background, Green Patina, Gloss Finish and Wood Screws



STONERIDGE FARM

10" x 16" Cast Bronze Oval, Single Line Border, Leatherette Background, Dark Brown, Gloss Finish and Blind Mounting



ORWIN MANOR

14" x 39" Cast Bronze Special Shape, Travertine Background, Dark Brown Patina, Matte Finish and Blind Mounting with Flat Relief Image



NUMBER 2547

8" x 11.5" Cast Bronze Oval, Single Line Border, Leatherette Background, Light Brown, Gloss Finish and Blind Mounting



KUPFER

10" x 14" Cast Bronze, Single Line Border, Leatherette Background, Red, Matte Finish and No Mounting

REFINISHING

Is your plaque historically or architecturally significant? Do you want to avoid the cost of replacement? Let Healy Plaques' restoration team refinish your plaque to its original beauty at a fraction of the cost of a new plaque. To inquire about our refinishing and restoration services, simply call our customer service department at 1-800-995-0981.



Before

After refinishing

CHOOSE FROM THE FOLLOWING OPTIONS...


There are seven basic steps to consider when ordering your plaque. Simply refer to the code next to your choice when ordering. We have identified our recommendation for each step. If you have any questions, our customer service representatives are only a telephone call away at 1-800-995-0981.

STEP 1: METAL ALLOY



BRONZE - B
Outstanding durability and tarnish resistance for both indoor and outdoor applications. Bronze has a warm red tint.

 **RECOMMENDED**



ALUMINUM - A
Silver in color and contemporary in look, aluminum is a light weight yet durable metal well suited for indoor and outdoor use.

STEP 2: BORDER STYLE



SINGLE LINE - S



DOUBLE LINE - D



SINGLE LINE BEVELED EDGE - Z



BEVELED EDGE - B



INSET BORDER - I



NO BORDER - N

 **RECOMMENDED**

Other border styles are available upon request. Please contact your customer service representative for a quote.

STEP 3: BACKGROUND TEXTURE



LEATHERETTE - L



FLAMED GRANITE - F



TRAVERTINE - T



PEBBLE - P
(Maximum size 30" x 44")



SMOOTH - S
(Maximum size 12" x 16")

 **RECOMMENDED**

Textures shown in natural bronze.

STEP 4: BACKGROUND COLOR



DARK BROWN - 1



LIGHT BROWN - 2



BLACK - 3



NATURAL BRONZE - 4



NATURAL ALUMINUM - 4



GREEN PATINA - 5

 **RECOMMENDED**

Custom background colors are available for an additional cost. Just supply us with the PMS number or a color chip.

STEP 5: FINISH



MATTE - M

The metal receives a light satin finish and is coated with a baked semi-matte polyurethane.



RECOMMENDED



GLOSS - G

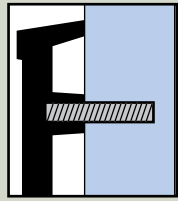
The metal receives a light satin finish and is coated with a baked high-gloss polyurethane.



POLISHED - P

The metal is highly polished and coated with a baked high gloss polyurethane. Additional costs apply. (Maximum size 10" x 12")

STEP 6: MOUNTING

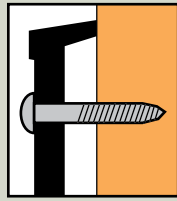


BLIND MOUNTING - 1

For concealed mounting in solid surfaces. Threaded rods screw into the back of the plaque and are cemented into holes drilled in solid mounting surfaces.



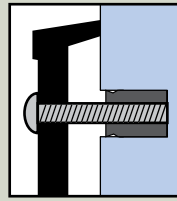
RECOMMENDED



WOOD SCREWS - 2

For mounting to a wooden surface. Screws extend through the plaque and into wooden mounting surfaces.

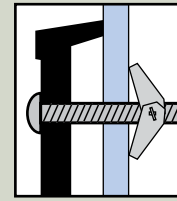
w/ ROSETTES - 5



SOLID WALL - 3

For mounting to any solid surface. Screws extend through the plaque and screw into expansion sleeves.

w/ ROSETTES - 6



HOLLOW WALL - 4

For mounting on interior drywall or any hollow surface. Machine screws are fitted with toggles that open when pushed through the wall.

w/ ROSETTES - 7



Traditional
(STANDARD)



Contemporary

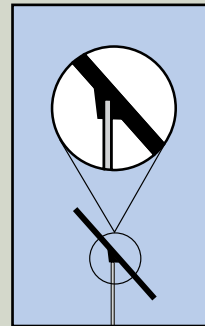
ROSETTES

Rosettes are decorative covers for screws.



POLE CAP - 8

A sleeve, cast as part of the plaque, slides over the top of a pole and is secured with set screws. Pole caps are available to fit 1 7/8" or 3 1/2" diameter poles.



STAKE MOUNTING - 9

Smaller plaques (up to 8" x 10") use a 3/8" rod that attaches securely to the back of the plaque with a set screw. Larger plaques (up to 200 square inches) use two stakes.

STEP 7: FONT SELECTION

HELVETICA

ABCDEFGHIJKLMNOPQRSTUVWXYZ
STUVWXYZ
abcdefghijklmnopqrstuvwxyz
1234567890



RECOMMENDED

TIMES ROMAN

ABCDEFGHIJKLMNOPQRSTUVWXYZ
STUVWXYZ
abcdefghijklmnopqrstuvwxyz
1234567890

ZAPF CHANCERY

ABCDEFGHIJKLMN OPQR
STUVWXYZ
abcdefghijklmnopqrstuvwxyz
1234567890

Minimum letter height is 1/4". Other fonts available upon request.